

How To Create A Stunning WordPress Blog That You Can Start Making Money From In 24 Hours Or Less

**Includes Five Simple Alternatives To Build
A Professional Web Site Quickly**

**Created by Martin Hurley
© Copyright 2008**

<http://photomarketeers.com>



Martin Hurley, The 'Sell Photos Online' Dude

Hi and thanks for downloading this report. If you haven't already signed up my 'Dudezine' newsletter, please go now to my PhotoMarketeters.com and sign up on the right side.

If you need a website, this page will be particularly important for you. You're about to learn how to make your own website using WordPress templates and a few other 'special' web building tools.

You know... there's no real secret to building a website. In fact, it can be incredibly simple. You can get started with practically no money at all and you don't need special training or need to know too much of that html stuff.

And the best thing... Once you set it up on autopilot it'll work for you while you sleep *and* while you are on vacation. 😊

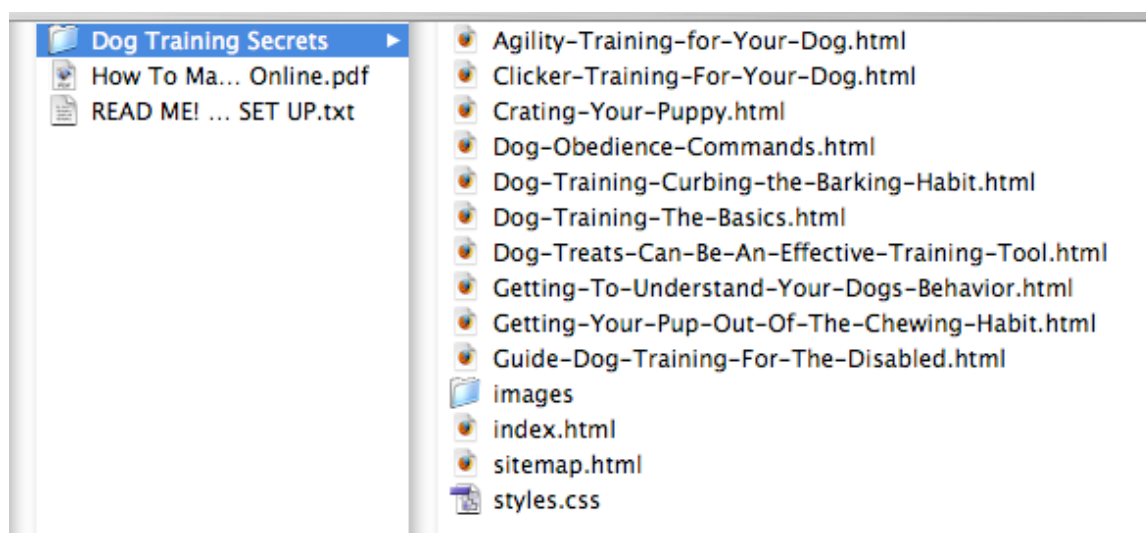
So let's go...

Before We Start On WordPress...

If you need to start right at the very beginning you can use John Thornhill's [free monthly websites](#) to learn the ropes and get a feel for how a site works...

The free monthly websites work like this. Every month you get a complete website that's set up (comes with some basic content pages) on a specific theme. For example for this month the theme (or niche) is '**dog training secrets.**'

You can see what you get 'inside the pack' below...



What's inside the free monthly website package

You get 10 unique 'dog training secrets' pages, plus an image folder, sitemap and homepage (index.html). You'll easily be able to **add some 'monetization'** to a site like this, such as Google AdSense or an info-product (such as a 'dog training ebook') from Clickbank.com.

How to Create A Stunning WordPress Blog In 24 Hours Or Less

With the pack you also get forum support, other selling tools, an 'individually designed' website, but keep in mind that you'll **need to host this free site** somewhere...

Plus you'll need your own domain name too. We'll explain all this further in a minute.

I downloaded one of the [free monthly websites](#) and cracked it open. As you can see below it's a rather simple site. The space to the right of the main content is where you can add your Google AdSense, if you choose.



Dog Training Secrets niche from free monthly websites

OK so it's basic but if you're just starting out, want to learn the ropes and put up an AdSense site, then you could give this a shot. It's free, after all... 😊

They also give you the option to get their Premier Members website (\$10 a month).

The Premier Members website gives you...

- A private label eBook and 25 articles every month.
- You also have full edit rights... you can keyword optimize your website for the search engines, change the content and make your sites as original as you want.
- You can place affiliate banners, Clickbank affiliate links and [Aweber](#) sign up boxes on your site (so you can start getting subscribers or sending out newsletters to your customers).

In other words you could, with a little imagination and effort, **make your own website** with offers, AdSense and affiliate links, and even an Aweber signup box (which you can integrate with a little HTML knowledge).

No matter which one you go for, you'll still need a domain name and somewhere to host your site. For hosting I use [BlueHost](#) for all my sites (\$95 a year, unlimited domains) or another lower priced reliable option is Hostica.com

For buying a domain name it's about \$9 a year and I use NameSecure.com but you could use any number of reliable sites. Maybe start with getting a domain for your own name... If you're unsure about what domain name, just ask me. 😊

Once you have the domain name (for example, my domain name is MartinHurley.com) and a host (where your website will 'live') you can upload the free monthly website to it, tweak it a little, add Google AdSense and then work on 'attracting' traffic to your site... 😊

Tip: Maybe give this guide below a quick read over before you jump into building your own website...

‘How to [generate profitable ideas](#) and research your niche markets for information products that make you money.’

Now Let's Build Our Blog...

OK you're about to build a website (actually a blog) using one of the many great WordPress free templates that are available out there. Have a look at this page for the **millions of templates** you can use: <http://themes.wordpress.net/>

You can have your WordPress blog with one, two or three or more columns. By the way, WordPress is my recommended blogging tool. I use it for nearly all my sites now. 😊

Most WordPress templates are free, but a few **specially designed WordPress templates** will cost you some coin, such as these stunning [Revolution](#) designs.

As I mentioned you'll still need to host your website or blog somewhere, purchase a domain name, and do stuff like post and ping regularly. (That means you'll need to write stuff often 'post' and 'ping' - tell other websites about it).

Get your **free WordPress blog** here: <http://wordpress.org/>

WordPress has an abundance of helpful info at its site. Look for the 'docs' category at the top of the page to start learning more. I always get help to install my WordPress stuff as it's best to let someone who knows exactly what they're doing to do it. 😊

There's also some cool **photo niche plugins** you can use with your WordPress site. I use a **widgets** plugin on my blog that you're about to see. But first have a look at all the amazing plugins here:

<http://wordpress.org/extend/plugins/>

There is a plugin for almost everything. There are plugins that allow you to make your photos into Polaroid photos, display Flickr or Google Picasa photos, put your recent images into your sidebar, and heaps more...

For my PhotoMarketeters.com blog I 'manage' the sidebars by using the widgets plugin. As you'll see below, all my Google AdSense, affiliate advertising, and opt-in newsletter sign up form etc are placed inside the widget management area.

I can move these widgets and change the look and feel of the whole blog in minutes. The flexibility is incredible. Make sure you get a WordPress template that allows you to use the widget plugin. It makes life much easier.

Quick tip: If you want to know what specific WordPress template I am using (or any blog uses) just scroll down to the footer at the bottom of my blog and you'll see the link to the template designer.

You can also check the **page source** to see what theme and version of WordPress someone is using.

A few quick ways to monetize your blog fast.

I usually write articles (400-700 words) and submit them to ezinearticles.com or to iSnare.com. You do need to do your keyword research for this. (An alternative is to outsource the article writing for about \$3-5 per article). ☺

To learn more about this see Kevin Riley's Recipe For Driving [Targeted Traffic To Your Sales Page](#) (under \$10).

Of course, you do need traffic (visitors) too... so I would recommend learning as much as possible about Web 2.0 and getting in there and playing around.

And also to read everything on [Marlon Sander's blog](#)

Marlon is the expert when it comes to traffic and selling products and all that. You don't need to actually buy anything on his blog, but just go and *absorb* the abundance of great material he provides... ☺

Now let's have a peak inside my own WordPress blog...

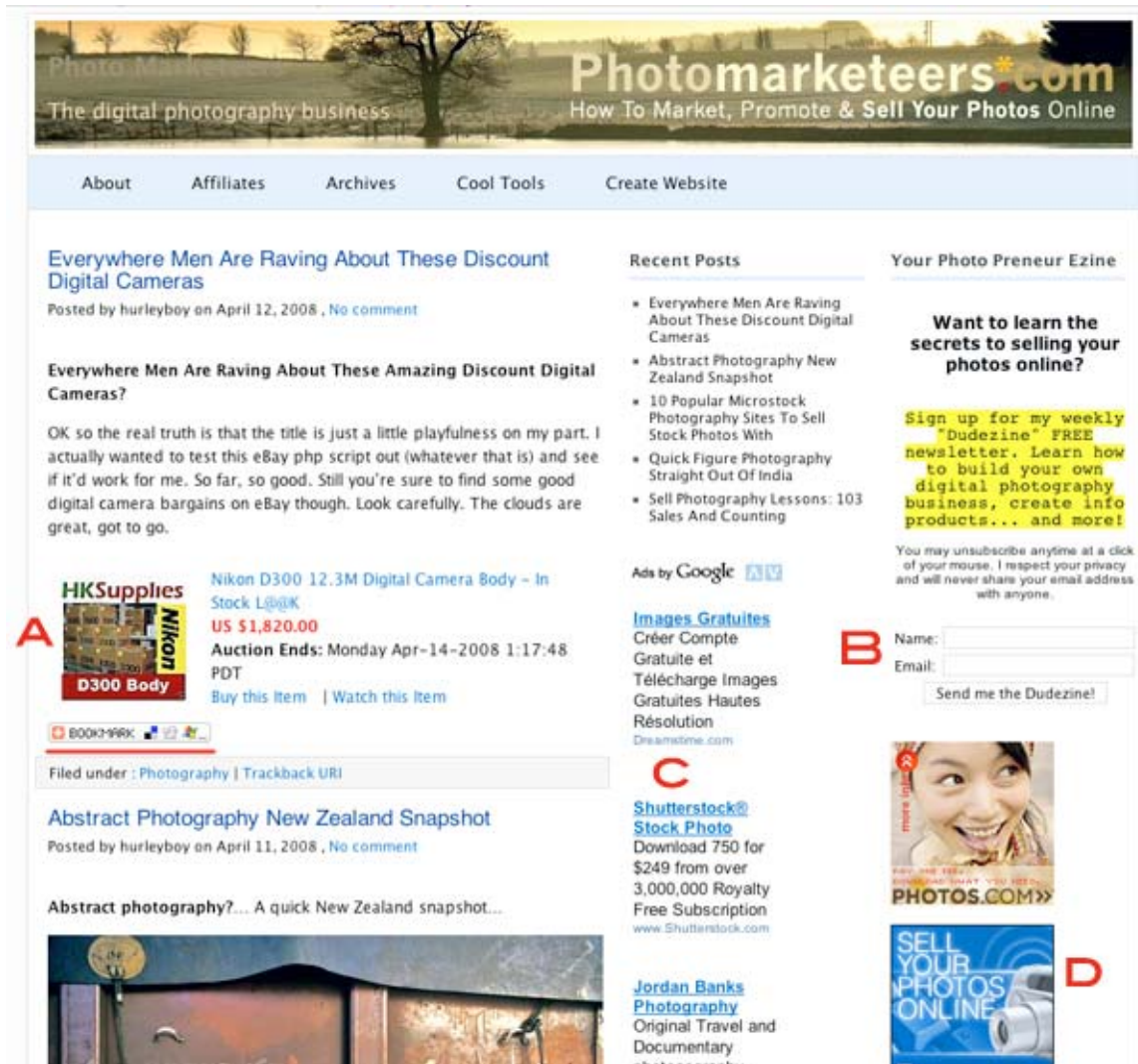
But just a second... If you're a photographer you'll probably be wanting a photo gallery...

Currently I think the best way to have a photo gallery is by hosted the gallery elsewhere and linking to it from your WordPress blog.

We'll explore ways of doing this below.

How to Create A Stunning WordPress Blog In 24 Hours Or Less

Here you go...



An example of a simple WordPress blog (<http://photomarketeers.com>)

Above you'll see my own WordPress site. The template that I use is **available free**, and it's also free to sign up to both eBay and Google, and numerous other 'affiliate' type programs that you can use to 'monetize' your blog. 😊

Before I walk you through what I did with my blog, let's do the checklist. Firstly you'll need your domain name, and a web host. Then you'll need to install WordPress...

I won't get into the mechanics of the install (as I haven't got a clue), but I recommend you get some outside help to do this, or check the helpful resources at the WordPress site itself, or read this (under \$5) guide:

<http://newbietoolkitdomain.com/>

You can then see I have made some posts such as '**Abstract Photography New Zealand Snapshot.**' I have also added some 'monetization' to my blog...

A: Is a simple eBay script I am testing out.

B: Is where I have added an opt-in form. I used [Aweber](#) to do this. Once the customer has signed up and confirmed their email address, I can then contact them regularly with good content, special offers and keep in touch with them... 😊

Aweber costs about \$20 a month or \$15 a month if you join them for a year. With Aweber I know that a) I am **legally** OK and that b) my customers **actually receive my emails** and don't get caught in spam traps. I can sleep better at night knowing this stuff. 😊

C: Above and below 'C' is **Google AdSense ads**. You'll need a website (**without** AdSense on it) to show Google *before* you can join up to their AdSense program. A simple blog like I've created above would do the trick.

AdSense, once you get people coming through to your site, is a great fall back (and free) revenue system. I make some very excellent pocket money from Google and it's easy to incorporate into your blogs or websites.

Learn more about Google Adsense here:

https://www.google.com/adsense/login/en_US/

Important: Make sure you read their Terms and conditions.

D: In the 'D' column I have added a few extra 'affiliate' resources. In this case these are **microstock photo sites** but you could put anything here... it all depends on what theme, niche and style of blog you want to go with.

Another way to monetize is by using [GadgetSpots](#). This is simple code you can add to your blog or site (join up is free) and looks somewhat similar to Google Adsense.

Niche Inspector Video Review

See how the best keyword research tool can find hidden niches for you

No Sales System

Secrets To Making Guaranteed Income Online Without Selling Anything!

"FREE Marketing eBook Valued \$77"

Copywriting & Marketing Made Easy With Proven Cash Generating Tools!

Submit your Website to 200,000 Web

Sites-Includes Search Engines, Link Sites and Directories from US\$12.95

Keyword LSI Spy

Finds the keywords that the SEs REALLY want to see. Fast!

[GadgetSpots](#)
[Place Your Ad Here](#)

I'm still testing this out (it's pretty new on the scene) but if anyone clicks your link and joins as a *subscriber member* you'll earn a **monthly recurring commission of \$6**.

You can see what GadgetSpots look like in the ads on the left...

You can write your own ads and put affiliate links in them so that's amazing...

To achieve the best results with GadgetSpots I think you'd need to join as a subscriber member (about \$20 a month).

As you may have discovered I avoid the technical stuff like html, coding, CSS and all that – I outsource it as soon as I even smell it near me.

But with WordPress you don't need to know too much of that stuff... Firstly I downloaded my free WordPress template and (got my brother to) upload WordPress to [BlueHost](#). 😊

Then I just make an effort to *post* (**write something new**) as often as possible. If you look at my blog above you'll also see a little 'bookmark' widget (under the post, **red** underlined).

I also use that little widget to **bookmark my blog** and get it seen by other websites, tell my customers about my blog so they come and read it, and optimize it with keywords so that I score myself some nice high pages in Google searches. 😊

You should be able to go do this OK now. Remember to ask for help if you aren't clear about something, and that the WordPress forums are brilliant and knowledgeable, and you can ask me too if you need extra help.

Now let's look at a few more Do It Yourself options:

Be Your Own Designer:

If you want to be your own designer and create your own site, a great tool is [XSitePro](#) (especially good if you have your eye on designing or selling, numerous sites).

If you **LOVE** to design your own websites then XSitePro would be the way to go. XSitePro gives you lots of templates and high creative 'free range' designing freedom...

Read the customer testimonials to get the picture. ☺

Other alternatives are Dreamweaver or Microsoft FrontPage.

There's also a few **What You See Is What You Get** (WYSIWYG) tools you can use that work reasonably well. But just remember that I'm no coder expert and I always point myself towards the simple stuff...

Mark Hendrick's very cool [123 WysiWyg HTML editor](#). Unfortunately it's Windows only... ☺

Also you can do a search for '**KompoZer**' which I sometimes use (free).

And also check out **1st Page 2000** which you can find at this web site: www.EvrSoft.com

Get A Ready Made Site:

There's also [PhotoStore](#). I haven't really researched these guys yet and have never used PhotoStore myself. But this is what they say...

"PhotoStore allows you to setup a **complete photo selling website** on your server or hosting space in just minutes. Perfect for professional photographers looking to sell their images or prints to their customers online. It also works for anyone who would like to run a stock photo site.

How to Create A Stunning WordPress Blog In 24 Hours Or Less

It is specially great for event photographers such as sports, weddings, animal shows, races, concerts, and many more. Event photographers can upload their complete event for viewing both by public, or private clients...”

See the example site below:

The screenshot displays the SampleSite.com website interface. At the top, the logo 'SampleSite.com' is prominent, accompanied by a butterfly and a computer monitor. A navigation bar includes links for 'ABOUT US', 'FAQs', 'CONTACT US', and 'SIGN UP'. Below this, there are three main sections: 'TRY IT OUT!' with a 'DEMO' button, 'MEMBER LOGIN' with email and password fields, and 'IMAGE HOSTING PLANS'. The plans listed are: 'FREE Plan' (\$0.00/mo) with 1mb disk space and 100mb/month bandwidth; 'Silver Plan' (\$2.95/mo) with 10mb disk space and 1500mb/month bandwidth; 'Gold Plan' (\$4.95/mo) with 20mb disk space and 2500mb/month bandwidth; and 'Platinum Plan' (\$6.95/mo) with 40mb disk space and 5000mb/month bandwidth. A 'SITE NEWS' section features a sample news item dated 06/24/2004. The footer includes the 'We Use PayPal' logo, navigation links, copyright information for 2003 SampleSite.com, and a 'Powered By TOOLS.net' logo.

An example of a PhotoStore website

PhotoStore looks impressive but remember you **STILL** need to drive traffic (customers) to your site. People won't just come along and find you... You have to **make a constant effort to drive traffic** to your site, in order to get results.

If I were using PhotoStore I would **outsource someone to write 20+ articles** for me on specific 'photo niche' subjects and then point the reader (through a link in the article resource box) to my site.

I would also use **press releases**, Web 2.0, and maybe offline advertising to promote my site...

PhotoStore looks like it is an easy all-in-one solution for the photographer that wants an instant photo site. 😊

Web Urbanist

Urban Culture, Guerilla Communication and Alternative Art



Used w/permission
c/o artists Kozyndan

[New Amsterdam Tours](#)

Tours on urban planning and architecture in Amsterdam
www.newamsterdamtours.nl

[Free Publishing Guide](#)

Get your book published & available worldwide in as little as 6 weeks!
www.trafford.com

[Controversy: New Urbanism](#)

How much should government regulate urban planning?
www.acton.org

[Urban Pacific Group](#)

Urban Infill and Mixed Use Projects Investment and Development
www.urbanpacific.com

Ads by Google

For something completely different have a look at what I consider to be a GREAT blog (www.weburbanist.com)

Look at how they placed their Google AdSense under the pic... nice placement, eh?

Anyway... where were we?

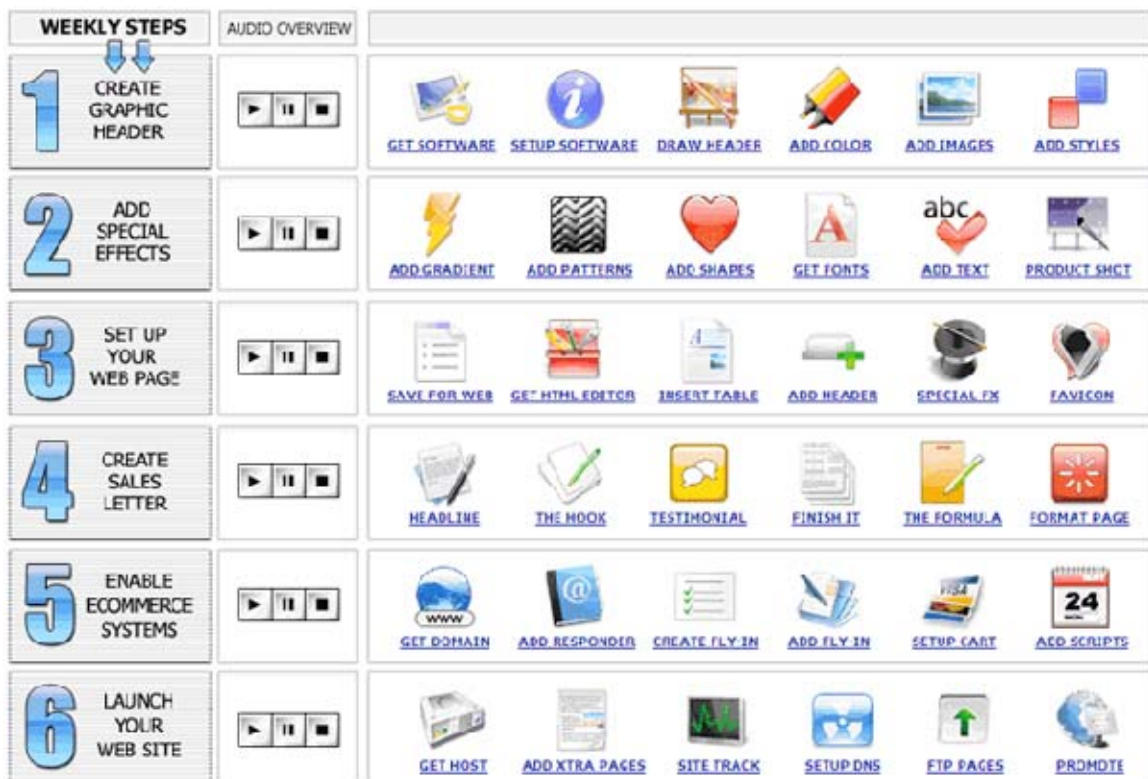
Oh that's right...

Do It Yourself (With Some Extra Help):

OK so you should have some good ideas about how to make your own website now.

Hey wait, there's also another option that may be suited for you... It's called the [Design Dashboard](#).

See the screen grab below for more info:



How the Design Dashboard looks

The All In One Option:

Some people have made the comment that [Site Build It](#) (SBI) is too expensive (at \$299 a year).

Is it? I personally keep on paying to have my own SBI site year after year because it earns me much more **Google juice** (Adsense income) than all my other sites combined. 😊

But that's not the main reason... The real reason is that SBI has a **brilliant tool** called a Brainstormer, which you can use to find keywords with high demand and low supply.

Let me show you how this works...

I actually use this keyword tool to find keywords for **ALL my sites**, not just my SBI site...

(No they don't talk about this in the SBI forums). And this is why I constantly get my web sites in page 1-3 on Google and Yahoo.com...

In fact, the <http://photomarketeers.com> site I show you above can be found well ranked in Google usually **within one or two days** after I post on it and ping it...

And not only that but using SBI's brainstormer tool I could offer a service where I do **keyword research for web site owners for \$100 plus**...

...Or even build a simple WordPress blog, add some simple articles, **fully optimize the whole blog** and content for the search engines, and then sell it for \$250 plus...

If your SBI site is earning you \$299+ a month, is it expensive to pay \$299 a year for it? 😊

Then there's the keyword's themselves. Believe me, there's some keywords that **you don't want to touch with a barge pole...** (Those with HIGH supply and LOW demand).

...And other keywords that'd **absolutely blow you away** when you see how much demand they're pulling and how little competition (supply) they have. 😊

Example keyword: **free logo templates**

Demand **1872** people per month searching)

Supply **541** (websites that are using that 'keyword')











































This keyword doesn't have *super* high demand, but it would be a great keyword to use nevertheless. The demand outweighs the supply by almost 4 times.

Is this 'knowledge' a **license to print money**, or what?

You create a web site and write a small article or a few paragraphs using the keyword **free logo templates** and you will own those 1872 searchers who are looking every month...

The best way to illustrate this is by showing you an example of some SBI keywords I pulled up. I blocked out a few of the super juicy keywords (I can't reveal all the secrets). However you'll be able to uncover them yourself if you decide to get SBI... 😊

How to Create A Stunning WordPress Blog In 24 Hours Or Less

<input type="checkbox"/>	free leads		7635	5326	1434						\$
<input type="checkbox"/>	free logo templates		1872	541	3460						\$
<input type="checkbox"/>	free logos				1966						\$
<input type="checkbox"/>	free monthly websites		50	62	806						\$
<input type="checkbox"/>	free myspace layouts				12030						\$
<input type="checkbox"/>	free newsletter templates				3223						\$

A quick look into the brainstormer keyword tool inside Site Build It

You might have to look closely to see that the keyword **'free monthly websites'** has 50 people looking for it every month, and a supply of 62. That's not a particularly high demand so you'd be better off going with **free logo templates** keyword.

Anyway, this is just a quick example to show you that it pays to do the keyword research. After all, when you go searching for something on Google or Yahoo just remember that you'll be typing in keywords too.

Learn more about [Site Build It](#) here.

OK I think we've covered almost everything. 😊

The last little thing I wanted to mention before you go off and create a fantastic WordPress blog is that I am offering you a once in a lifetime opportunity to work with me...

You'll find out all about it on the next page...

"How A Hippy, Meditating 'Photo-Preneur' Pulled In 139 Sales And Counting In 5 Days With A \$7 Niche Photo eBook That Almost Anyone Can Easily Create..."

Last week was the best week of my life. I did well above those 139 sales, not to mention 'back end' sales, assorted affiliate sales, and I proved that it's possible to do this from a simple \$7 product and the right Joint Venture partner.

In fact, he (my partner) did so well that he went to Italy to spend the money he made from recommending MY ebook!

Would you like to do this too?

I will walk you through exactly how to do what I did, how to create a low priced 'photo product,' set it up on a simple website, how to find Joint Venture (**JV**) partners and top affiliates to promote your product...

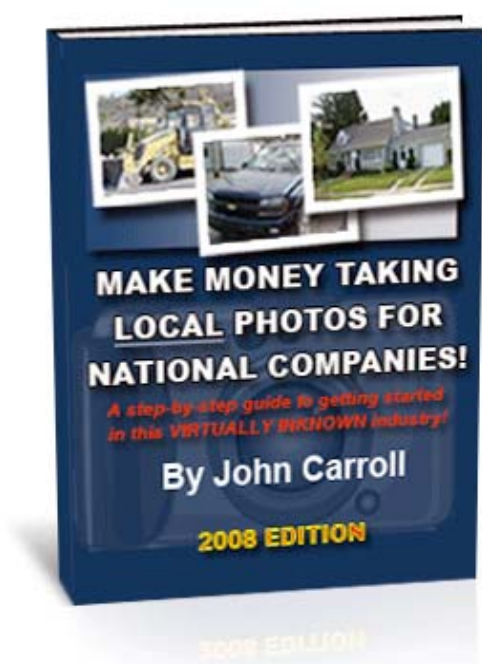
You'll also learn how to set up a WordPress blog (similar to my blog you just read about in this report), monetize it, make your first **Google AdSense dollars**, promote affiliate products, and more...

Stay tuned, this opportunity will be available late April, early MAY 2008... finalizing details right now...



Additional Resources

Earn \$200+ Per Day Taking Simple Photos In Your Local Area



Hello, my name is John Carroll. I am about to introduce you to a genuine **home-based photographic opportunity that's virtually unknown to most people.**

I discovered this industry by accident several years ago when I was selling a motor home.

Until then, I had no idea that this type of industry even existed, much less how necessary and in-demand these simple, but specialized "services" really are!

The **nationwide shortage of individuals to perform these simple photographic "services" is HUGE!** If you are dependable, can follow simple instructions, possess basic photographic/computer skills, and want to earn a real income with your camera, I currently have over 100 nationwide companies that would LOVE to hear from you IMMEDIATELY!

[Learn more here:](#)

Published by:

Martin Hurley P.O Box 129, Muang Trang, Thailand 92000

PhotoMarketeters.com

Copyright © 2008 – Martin Hurley. All rights are reserved.

No part of this report may be reproduced or transmitted in any form without the written permission of the author, except for the inclusion of brief quotations in a review.

Note: This e-book is optimized for viewing on a computer screen, but it is organized so you can also print it out and assemble it as a book. Since the text is optimized for screen viewing, the type is larger than that in usual printed books.

Disclaimer:

This report has been written to provide information about selling photography online and offline. It is sold with the understanding that the author and publisher are not engaged in rendering photographic based services. If specific photography information or other expert assistance is required, the services of a competent professional should be sought.

Every effort has been made to make this report as complete and accurate as possible. However, there may be mistakes in typography or content. Also, this report contains information on selling photography only up to the publishing date. Therefore, this report should be used as a guide – not as the ultimate source of selling photography knowledge or information.

The purpose of this report is to educate. The author and publisher does not warrant that the information contained in this report is fully complete and shall not be responsible for any errors or omissions. The author and publisher shall have neither liability nor responsibility to any person or entity with respect to any loss or damage caused or alleged to be caused directly or indirectly by this report.



*'Do the thing you fear,
and the death of fear is certain'*

Thanks for reading...

Want to tell your friends? Just tell them to
pop over to <http://PhotoMarketees.com>



How to Create A Stunning WordPress Blog In 24 Hours Or Less